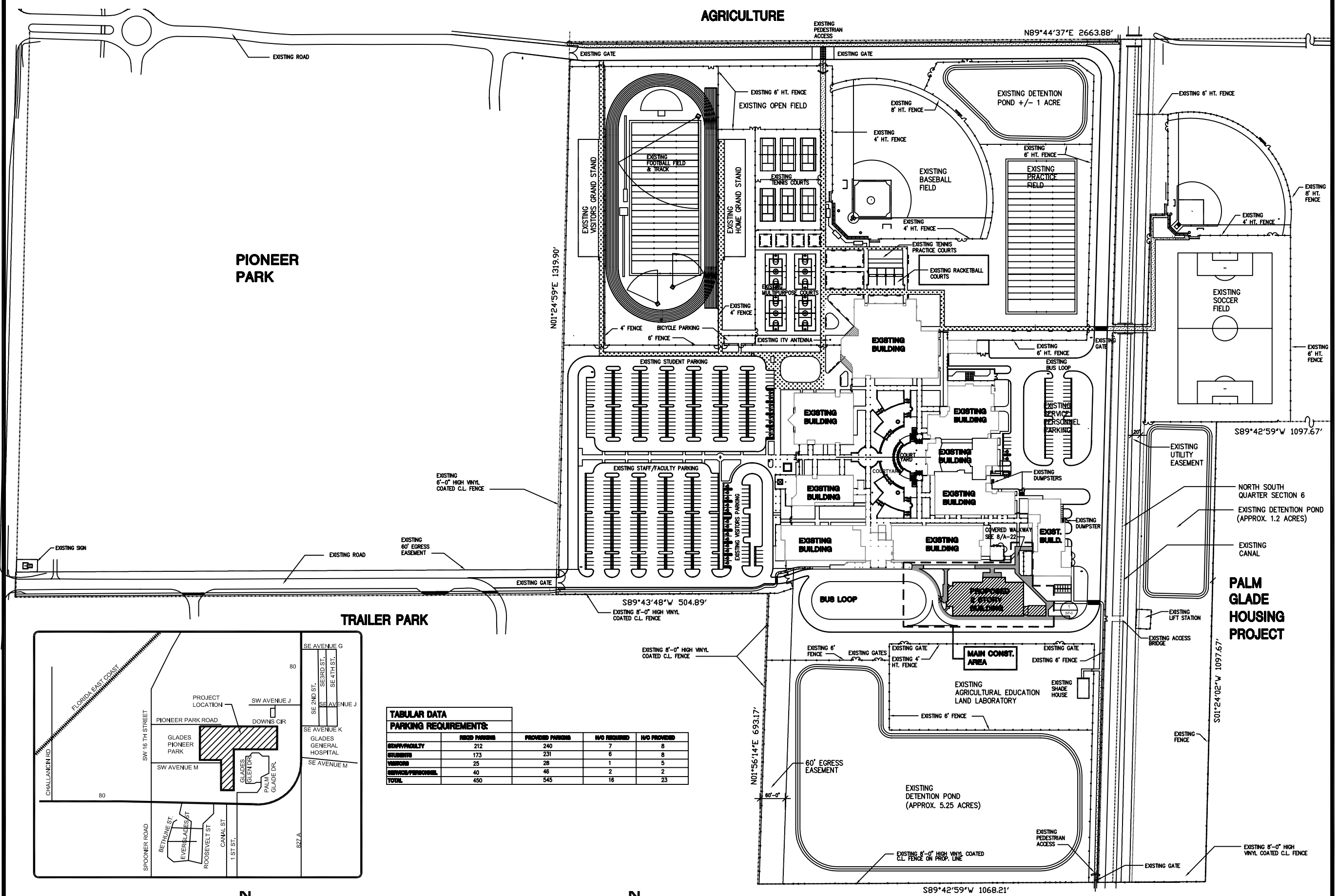


**AGRICULTURE**

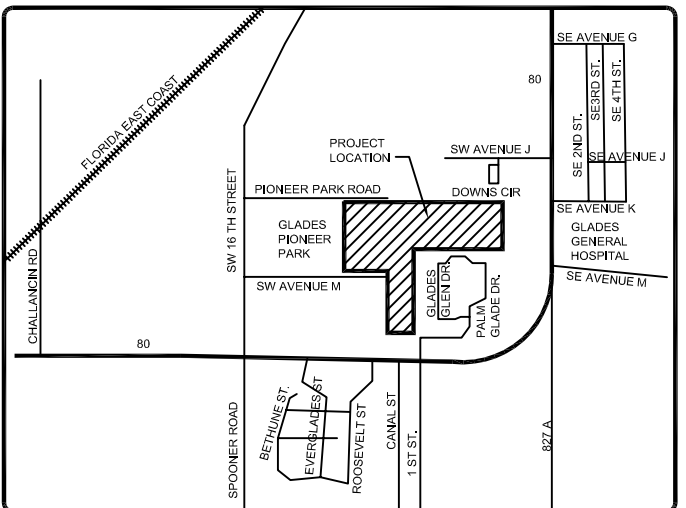


**PIONEER PARK**

**TRAILER PARK**

**VACANT LAND**

**PALM GLADE HOUSING PROJECT**



**TABULAR DATA**  
**PARKING REQUIREMENTS:**

	NEED PARKING	PROVIDED PARKING	N/O PROVIDED	N/O REQUIRED
RESIDENTIAL	212	240	7	8
OFFICE	173	231	6	8
VISITOR	25	28	1	5
SERVICES/PERSONNEL	40	46	2	2
<b>TOTAL</b>	<b>450</b>	<b>545</b>	<b>16</b>	<b>23</b>

**VICINITY MAP**  
SCALE: NTS


**1 MASTER SITE PLAN**  
SP-1

**NOTE: THIS PLAN IS ISSUED FOR THE PURPOSE OF ORIENTATAON**



**MPA ARCHITECTS, INC.**  
ARCHITECTS  
PLANNERS  
INTERIOR DESIGNERS  
1801 CENTREPARK DR. E.  
SUITE 175  
WEST PALM BEACH  
FL 33401  
TEL (561) 683-7000  
FAX (561) 478-3922  
FL LIC AA-C000630

SEAL



**GLADES CENTRAL  
HIGH SCHOOL ACADEMIES  
SCHOOL DISTRICT OF PALM  
BEACH COUNTY PN  
2301-8316**

Scale: 1"=80'-0"  
Date: 05/17/06  
Design By: R/JL  
Drawn By: RMS  
Check By: MS/BJL  
FILE NUMBER  
**0430**

**REVISIONS**
